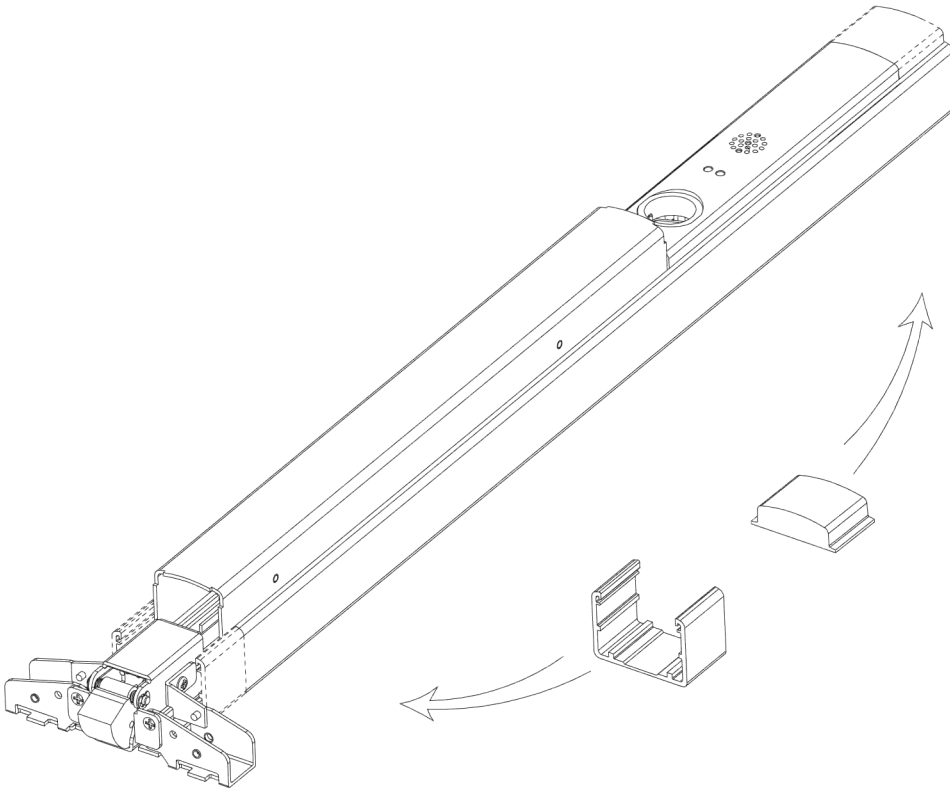
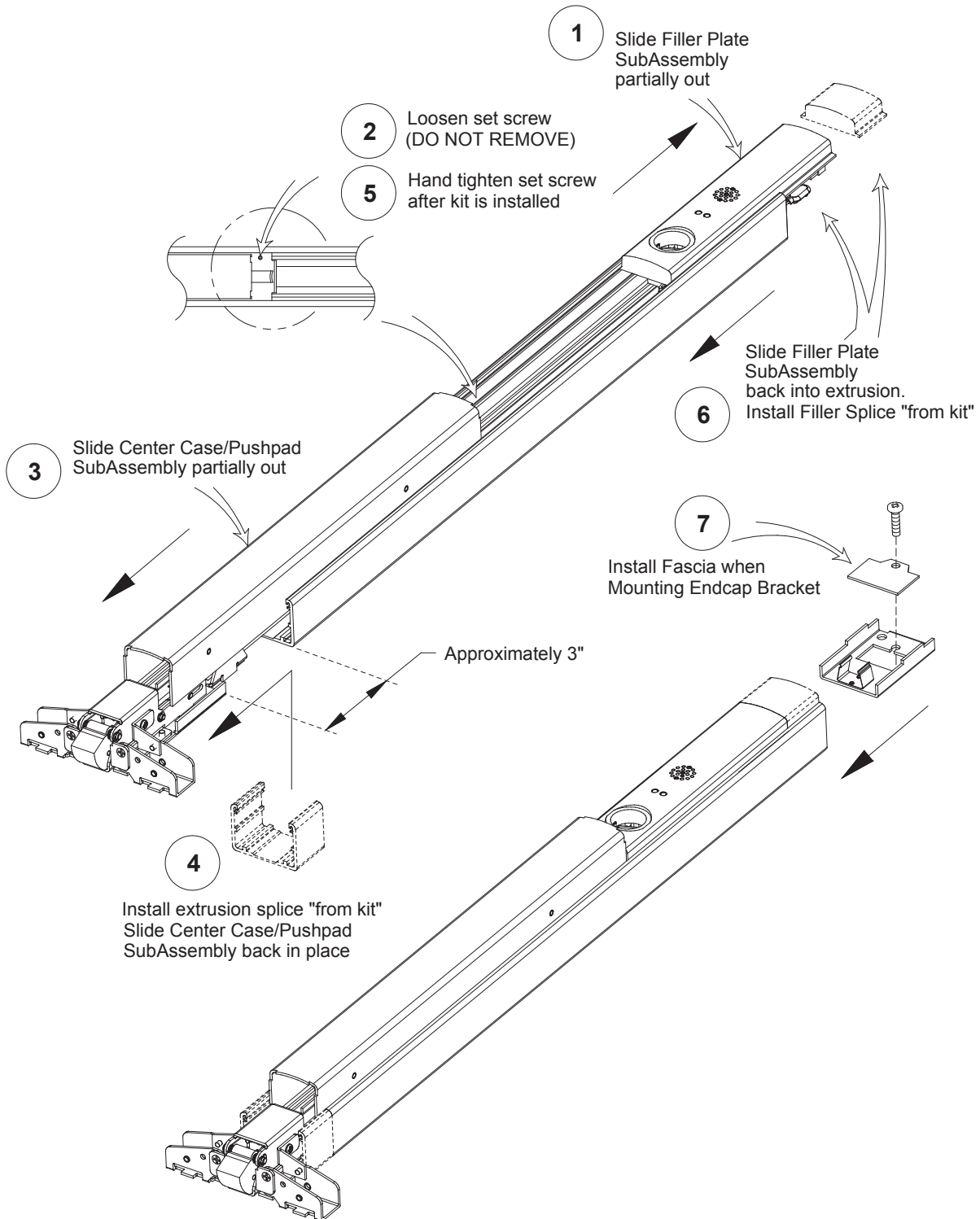


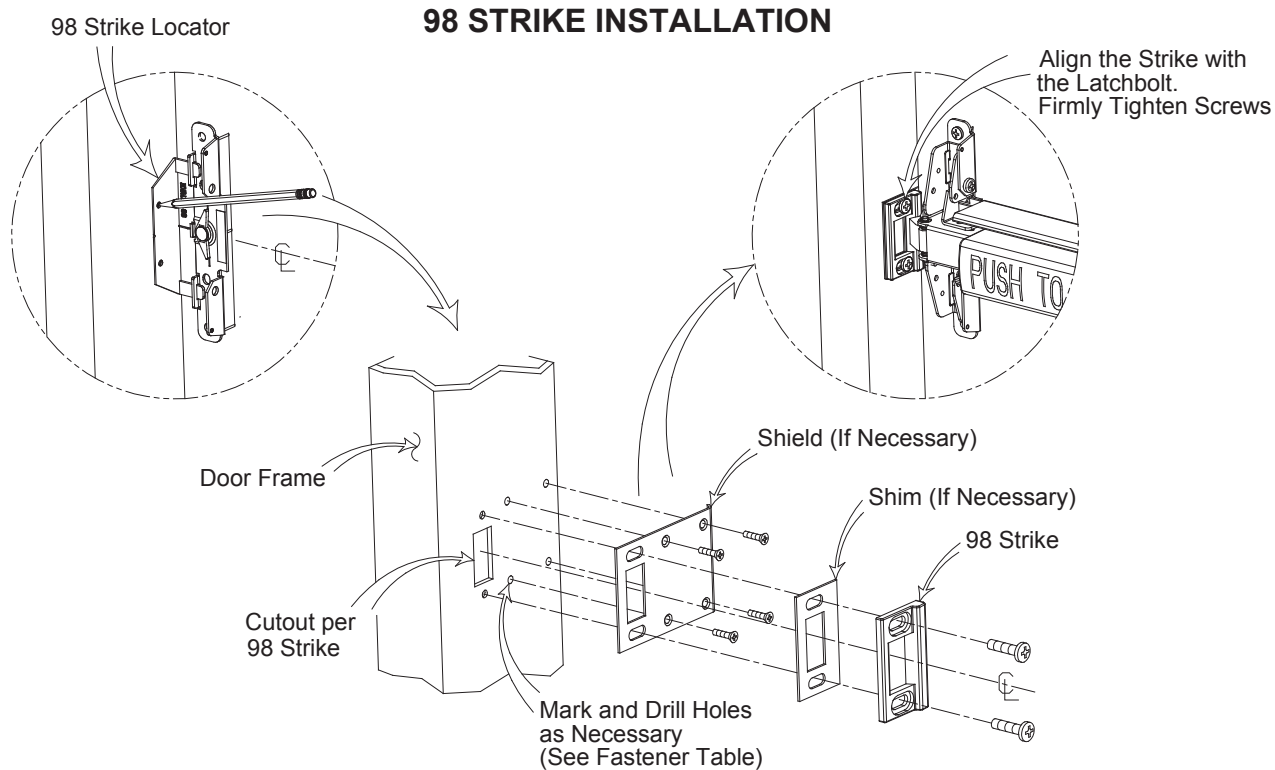
**DETEX PANIC DEVICES OFFERED BY LOCKEYUSA**  
**PHONE: 989-773-2363 FAX: 989-772-1936**  
**WWW.LOCKEYUSA.COM**

**INSTALLATION INSTRUCTIONS FOR NARROW STILE RIM DOOR KIT - DETEX VALUE SERIES™**



# Narrow Stile RIM Door Kit Installation





Fastener Table					
			Drill Bit	Tap Wrench	Comments
					Use Either Machine Screws, Sheet Metal Screws, or Sex Nuts
	#6-32 x 5/8"	PPH	#36 or 7/64	#6-32 Tap	Used on 98 Strike Shield Mounting Holes
	#6-32 x 3/8"	PPH	----	----	Used to Mount Centercase Cover and Endcap
	#10-24 x 5/8"	PPH	#25 or 9/64"	#10-24 Tap	Used on 99 Strike Center Mounting Hole
	#1/4-20 x 1/4"	PPH	----	----	Used to Fasten Centercase Unit onto Backplate
	#1/4-20 x 1"	PPH	#7 or 13/64"	#1/4-20 Tap	Used on Strike, Backplate, and Endcap Mounting Holes
	#6 x 1"	PPH	9/64"	----	Used on 98 Strike Shield Mounting Holes
	#10 x 1"	PPH	#22 or 5/32"	----	Used on 99 Strike Center Mounting Hole
	#14 x 1-1/4"	PPH	7/32"	----	Metal Applications Used on Strike, Backplate, and Endcap Mounting Holes
	#1/4-20	PPH	15/64"	----	Mullion
		PPH	3/16"	----	Wood Applications Used on Backplate, and Endcap Mounting Holes
	#10-32	----	9/32" Interior Door Face	----	Recommended on Fire Rated Wood and Unreinforced Hollow Metal Doors Used on Backplate and Endcap Mounting Holes
		----	3/8" Exterior Door Face	----	Recommended on Fire Rated Wood and Unreinforced Hollow Metal Doors Used on Strike Hook Mounting Holes

Note: (1) Fastener selection will vary per catalog configuration and kits ordered.