

EC950 User Instructions – 4 digit code

Public Mode

Private Mode

Emergency Key Override

Lock

Unlock

Unlock

Change User Code

ENTER USER CODE
(4 DIGITS)



USER OR
MASTER CODE



CONFIRM CODE
(4 DIGITS)



HANDLE
POPS-OUT
TURN HANDLE
TO OPEN

PUSH IN HANDLE
TO LOCK



ERROR
TRY AGAIN

Error



Errors will time-out after 4 seconds.
Unfinished instructions will time-out after 4
seconds. Always wait for LED lights to finish
before pressing next key.

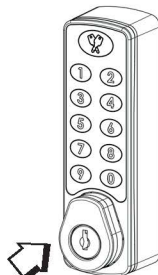
USER OR
MASTER CODE



HANDLE
POPS-OUT
TURN HANDLE
TO OPEN



PUSH IN HANDLE
TO LOCK



LOGO



OLD USER CODE



02



ENTER
NEW USER CODE
(4 DIGITS)




CONFIRM
NEW USER CODE
(4 DIGITS)



PUSH IN HANDLE
TO LOCK

INSERT MASTER KEY & TURN 90° EITHER
CLOCKWISE OR COUNTER CLOCKWISE



TURN KEY BACK 90° TO
ORIGINAL POSITION & REMOVE
FROM LOCK

EC950 User Instructions – 6 digit code

Public Mode

Lock

Unlock

ENTER USER CODE
(6 DIGITS)



CONFIRM CODE
(6 DIGITS)



PUSH IN HANDLE
TO LOCK



ERROR
TRY AGAIN

Error



Errors will time-out after 4 seconds.
Unfinished instructions will time-out after
4 seconds. Always wait for LED lights to
finish before pressing next key.

Private Mode

Unlock

Change User Code

USER OR
MASTER CODE



HANDLE
POPS-OUT
TURN HANDLE
TO OPEN



PUSH IN HANDLE
TO LOCK



LOGO



OLD USER CODE



02



ENTER
NEW USER CODE
(6 DIGITS)



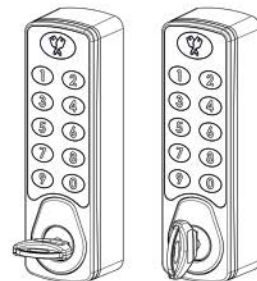
CONFIRM
NEW USER CODE
(6 DIGITS)



PUSH IN HANDLE
TO LOCK

Emergency Key Override

INSERT MASTER KEY & TURN 90° EITHER
CLOCKWISE OR COUNTER CLOCKWISE



TURN KEY BACK 90° TO ORIGINAL
POSITION & REMOVE FROM LOCK